

Tips for Experienced *Grove Art Online* Users

This tip sheet was designed to help our many dedicated *Grove Art* users transition smoothly into using the new site. While the numerous enhancements that have been made to *Grove* are not the focus of this document, we encourage you learn more about these improvements by reading [What's New](#).

- **Explore**
- **Browsing**
- **Searching**
- **Searching a Specific Source (e.g. *Grove* only)**
- **Search Results**
- **Article Structure and Display**
- **Images**
- **Abbreviations**
- **Additional Information**

Explore

The Explore section of the old version of *Grove Art Online* has been replaced by [Browse](#). All of the same topical designations (Art and Art Forms, Periods, etc.) have been carried over to the new site, and you may continue to use these to explore the different categories of content available in *Grove*.

Browsing

The old version of *Grove Art Online* divided Browse into four categories: Articles, Abbreviations, Contributors, and Index.

- **Articles:** A full listing of all the articles in *Grove Art Online* can be accessed by choosing "All Content" from the Browse bar at the top of the site.
- **Abbreviations:** A full listing of abbreviations throughout the site is now available via the [Tools and Resources](#) page.
- **Contributors:** While the enhanced article structure of the new site makes it easier than ever to determine the contributor(s) to a particular article, there is no longer a distinct list available.
- **Index:** The index as it exists on the old site (a static list not updated since the publication of *Grove* in print) was not brought over to the new *Grove*. Rather, the index is now in the background of the site, continually being worked on by our editors to reflect the updated and dynamic content of the online version. However, the true intent of the index (to illustrate to users the connection between different articles and subjects) has been preserved in the new Related Content Tab, available for every article within *Oxford Art Online*.

The new version of *Grove*, dividing content into **Biographies**, **Subject Entries**, and **Images**, takes a slightly different approach to browsing. You may choose to start your browse at anytime by selecting the type of content from the top of the page:



Articles are listed in alphabetical order, and image information is accompanied by a thumbnail. Please note that, with images, the Browse is ordered by the first letter of the caption, which most often begins with the first name of the artist or name of the work when the artist is unknown (e.g. to find images for Pablo Picasso, type Pablo in the Go To box).

Further enhancements include **source title** and **topic filters**, allowing the user not only to browse content from a particular title(s) (e.g. only *The Oxford Companion to Western Art*), but also to use the article categories carried over from the old Explore to browse *Grove* content related to a specific topic.

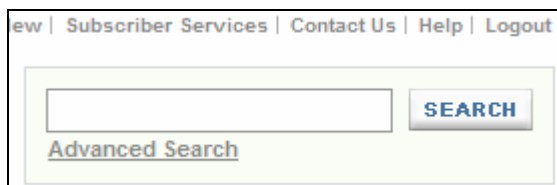
As part of your *Grove Art Online* subscription, you now also have access to the full-text of the *Encyclopedia of Aesthetics* and *The Concise Oxford Dictionary of Art Terms* alongside *The Oxford Companion to Western Art*. Unless you use the source title filter to view content only from a specific title, articles from all of these works will be displayed together in your Browse Results. However, the source is clearly displayed for every entry:



Searching

The new site continues to support use of **Booleans**, **wildcards**, **etc.** in your search. Please see the General Search Tips section (5.1.1.) of [Help](#) for more useful information regarding structuring your search.

As with the previous version of *Grove Art Online*, the new site offers users a **Quick Search Box** located in the top right corner:



Just as before, using the Quick Search will conduct a full-text search of content from **every source** available (previously, this was *The Dictionary of Art* and *The Oxford Companion to*

Western Art; now, *The Dictionary of Art*, *The Oxford Companion to Western Art*; the *Encyclopedia of Aesthetics*, and *The Concise Oxford Dictionary of Art Terms*).

Similar to the old version of *Grove Art Online*, the new site offers many **Advanced Search** options. Here's a summary of what's similar and what's changed from the old site:

- **Full Text Search:** This option is now available as a part of the [Main Search](#) section of Advanced Search. On the new site, Main Search also allows you to search for a specific entry title, for contributors, and in the text of bibliographies and works lists.
- **Biographies:** Now available as [Biography Search](#) on the new site, with the notable addition of improved occupation and nationality searching. (For more details, visit the Biography Search section (5.1.3.3.) of [Help](#)).
- **Bibliographies:** Now available as [Bibliography Search](#). This is now a fielded search, meaning you can search not only for keywords, but also Author/Editor, Book/Journal Title, Year of Publication, and even Chapter or Article Title.
- **Contributors:** Contributors may be searched using the [Main Search](#) section of Advanced Search.
- **(Art Image) Links:** Searching of *Grove* links to images on external websites has been integrated into the Advanced [Image Search](#).
- **Captions:** Using the new [Image Search](#) will allow you to search the full text of image captions as well as keywords associated with images found in *Grove*.

Please visit the Advanced Search section (5.1.3.) of [Help](#) for more **specific tips on and examples of** each of these types of searches on the new site.

An additional benefit of using Advanced Search is the **ability to limit your search to a particular source** (e.g. only *Grove Art Online* or only the *Encyclopedia of Aesthetics*) **and/or topic**. For more information on structuring your search in this way, please visit the Searching a Specific Source Title and Topic section (5.1.3.1.) of [Help](#).

Searching a Specific Source (e.g. *Grove* only)

One of the many benefits of the *Oxford Art Online* platform is the ability to easily cross-search a number of different art reference works. However, there may be times when it's desirable to focus only on content from one or two particular sources. Here are the many ways that this is possible:

- 1) You may use the search box in the center of the [home page](#) and select your titles.

Search by title

 Grove Art Online
 The Oxford Companion to Western Art
 Encyclopedia of Aesthetics
 The Concise Oxford Dictionary of Art Terms

Search for images only

[Advanced Search](#)

- 2) You may use any of the different [Advanced Searches](#): Main, Biographies, or Bibliographies, and check (tick) the sources to which you wish to limit your search.

Search in:

Click on the to refine by category.

 Grove Art Online
 The Oxford Companion to Western Art
 Encyclopedia of Aesthetics
 The Concise Oxford Dictionary of Art Terms

- 3) You may use the Search Box available within any of the [browse](#) pages *if you have already limited your browse results to a particular title.*

Search content

[Advanced Search](#)

Search Results

Unlike the previous version of *Grove*, **search result ordering** in *Oxford Art Online* is done in the following manner:

- **Articles/Images whose title (or alternate spelling)** directly matches your original search term(s) will be listed first.
- **Articles containing a section heading** whose title directly matches your original search term(s) will be listed second.

- Articles/Images will then be listed in order of the “**density**” of your original search term(s) in the article. This is calculated by examining the number of times your original search term(s) appear in relation to the length of the article.
- Assuming two articles/images equally meet one of the criteria above (e.g. there are two articles both titled “Degas”), **biographies will be listed before images, which will be listed before subject entries**, and *Grove Art Online* content will be listed before Oxford reference content.

Each result consists of the name of the article, the type of content, and the article's source (e.g. *Grove Art Online*):

1. **Picasso, Pablo** (Biography)
 Spanish painter, sculptor, draughtsman, printmaker, decorative artist and writer, active in France. He dominated 20th-century European art and was central in the...
 Source: [Grove Art Online](#)

For large *Grove Art Online* articles that have been split into subsections, the results list will include the main entry title as well as the subtitles for each of the subsections.

For example, for Mesopotamia, the main article will be listed (*Mesopotamia*), as will the article sections for different mediums (*Mesopotamia: §V: Pottery*). You can easily access the main article by opening one of the subsections, and navigating through the article’s table of contents.

As with the Browse and Advanced Search pages, the **source and topic filters** are also available when viewing your search results. If you find that your search has returned too many results, refining by source (e.g. *Grove Art Online*) and/or topic(s) (e.g. “Art and Art Forms”) is an efficient way to find what you are looking for.

Article Structure and Display

While the general article structure found on the two sites is not extraordinarily dissimilar, several changes have been made to improve display and navigation. Here’s how the previous site has been translated into the new version.

On the old *Grove Art Online*, the top of each article featured a navigational bar listing different types of content related to the article:

Grove Art Online
for all aspects of the visual arts world wide

[Article](#) | [Image Links](#) | [Illustrations](#) | [Related Articles](#) | [Article Search](#)

Here's what the new top bar looks like:



In the new site, the source (here, *Grove Art Online*) is prominently displayed over the article title. The **Article** designation remains the same: this is where you can click to return to the main article text at any time. **Image Links** and **Illustrations** have been combined in the new Images Tab. **Related Articles** can now be found by clicking on Related Content.

As part of the redevelopment of *Grove*, we have established **partnerships with ARTstor and Art Resource**. Links to both are available for subscribers to those sites from the Images Tab.

At the time of the release of the new site, we have not preserved the “**Article Search**” feature currently available on the old *Grove*. If you are searching for a specific term within the article (or section of an article) that you are currently viewing, you may use your browser's “Find” function by hitting CTRL+F and entering your search term.

An important part of every article within the prior version of *Grove Art Online* was the left-hand scrolling **article table of contents**. In part to ensure accessibility for all of our users, but also to improve navigation, this table of contents now appears as a collapsible (☐) and expandable (⊕) list:

Article contents	
☐	Degas, (Hilaire Germain) Edgar
☐	I. Life and work.
	1. Early years, to 1860.
	2. France and New Orleans, 1861–73.
	3. Impressionism and Realism, 1874–81.
	4. Independence and security, 1882–9.
	5. The late works, 1890–1912.
⊕	II. Working methods and technique.
	III. Critical reception and posthumous reputation.
	Writings
⊕	Bibliography

As before, clicking on the title of each section will immediately jump you to that part of the article.

Within articles, all standard *Grove* **abbreviations** will appear as underlined, meaning that you may mouse over to get more information; clicking on any abbreviation will also take you directly to its listing on the [abbreviations](#) page.

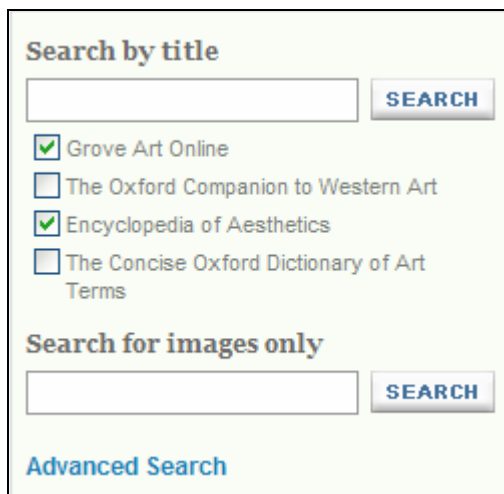
Images

The Images section on the previous version of *Grove Art Online* offered users links to different image collections:

- **Illustrated Articles:** As the redesign of *Grove* has provided us with the opportunity to add thousands of new images from many different organizations, the new site now features a more sophisticated [Image Browse](#) in place of a list of articles that contain images.
- **Art Resource:** A link to Art Resource is now available on every Image Tab. This tab is found at the top of every article for which we have images or image links.
- **Bridgeman Art Library:** *Grove Art Online* and the Bridgeman Art Library ended its partnership in 2005. We are now partnered with Art Resource and ARTstor, and have acquired over 2,500 new images with a focus on supporting art teaching and education.
- **Art Image Links:** Art image links are now searchable via the Advanced [Image Search](#). Where available, links to external images are now listed on an article's Image Tab.

Image Searching

As previously explained, the Links and Caption Searches have been integrated into the Advanced [Image Search](#) found on the new site. In addition to using the Image Search, you may also now search for images directly from the home page:

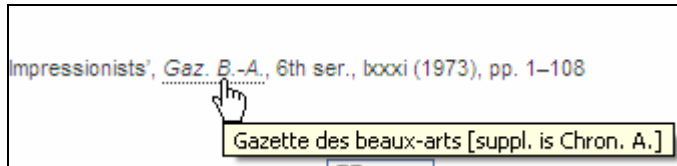


The screenshot shows a search interface with two main sections. The top section is titled "Search by title" and contains a text input field followed by a "SEARCH" button. Below this are four checkboxes with corresponding text: "Grove Art Online" (checked), "The Oxford Companion to Western Art" (unchecked), "Encyclopedia of Aesthetics" (checked), and "The Concise Oxford Dictionary of Art Terms" (unchecked). The bottom section is titled "Search for images only" and also contains a text input field followed by a "SEARCH" button. At the bottom left of the form area, the text "Advanced Search" is displayed in blue.

An image search finds images from *Grove Art Online* by keyword and caption text. *Oxford Art Online* searches the title of the image and its captions, so in addition to a simple work (*Little Blue Horse*), you can also search for broader terms such as **Roman arch** or **Doric column**, **Delft**, **Metropolitan Museum of Art**, and so on.

Abbreviations

The abbreviations list, previously available on the old site via Browse Appendices can now be found in [Tools and Resources](#). The “Find Abbrev” search box that was available at the top of every article has been replaced by mouse-over functionality. All standard *Grove* abbreviations will appear as underlined or highlighted, meaning that you may mouse-over them to get more information:



Clicking on any abbreviation will also take you directly to its listing on the [abbreviations](#) page.

Additional Information

- [Grove Art Online Guided Tour](#)
- [About Grove Art Online](#)
- [What's New](#)
- [Frequently Asked Questions](#)
- [Oxford Art Online Help](#)